

0114 3995537

sales@skokitchens.com



✓ **TRADE**

✓ **D.I.Y.**

✓ **FITTED**

Designing and quoting for  
your new dream kitchen?



A step by step guide on  
how we can help you  
put together your design  
and itemised quotation.



# OUR PROMISE TO YOU.



## Relaxed no nonsense sales policy.

During the process of quoting your dream kitchen, we guarantee at no point will you feel like you need to place an order until you are 100% ready.



## Expert designers, not salespeople.

All our designers are experienced professionals, we will only offer good honest advice. Our only goal is to make your dream space become reality.



## Transparent pricing policy.

All our quotes are fully itemised. We are one of the few UK manufacturers to make full price lists and technical guides available to any of our customers.



# WE NEED FROM YOU.



## Room layout and measurements.

The easiest option is booking a FREE home survey. You can also send us your own measurements (see pages 3 & 4), or any plans you already have.



## Your design brief, needs & requirements.

This part of the quoting process must be done face to face, or via a short telephone call / video call chat. We are unable to do this stage via emails.



## Finalising your plan and quotation.

Once we have put together a plan based on your initial needs, we will invite you to your nearest showroom. You can fine tune your design, choose any colours, appliances and other related items from our extensive displays. We will then give you your fully itemised quotation.

Unfortunately there is no shortcut to finding out the exact cost of replacing a kitchen. Putting a fully itemised quote together, based on your exact requirements, takes both time and effort from both yourself and our designer.

**If you would like to just get a rough indication of our pricing please see our price examples on pages 7 & 8 of this guide.**



## STEP 1 - ROOM DIMENSIONS.



### FREE HOME SURVEY.

This is by far the easiest, quickest and most accurate way to start the process of planning your dream space.

Our designer will visit your home, take all the dimensions of your kitchen. We also use this opportunity to take your design brief and requirements.

This takes approximately 20 - 30 minutes, once we have all the information our designer can put together an initial design for you approval.



To book your free home survey please contact your nearest showroom, or call 0114 3995537.



### SEND US YOUR ROOM DIMENSIONS.

If you prefer you can measure your kitchen and send us your dimensions, we can always come and check them for you later in the process. We have put together a basic tutorial to guide you through measuring your kitchen below, if you need any further help please don't hesitate to get in touch.



E-mail your sizes to:- [sales@skokitchens.com](mailto:sales@skokitchens.com)

Please ensure you include your details, including a contact number. We won't be able to design your kitchen without taking your design brief, we cannot do this by email.



1)

### Draw your room

Draw out the shape of your room. Graph paper is ideal but not essential. Start out with a rough sketch then draw a neater version using a ruler later on. Include any pillars, chimney breasts or alcoves in your sketch.



## 2)

### Measure walls

Measure each wall in your room and add sizes in millimetres to your sketch. Don't worry if opposite walls are not equal sizes rooms are very rarely square.

## 3)

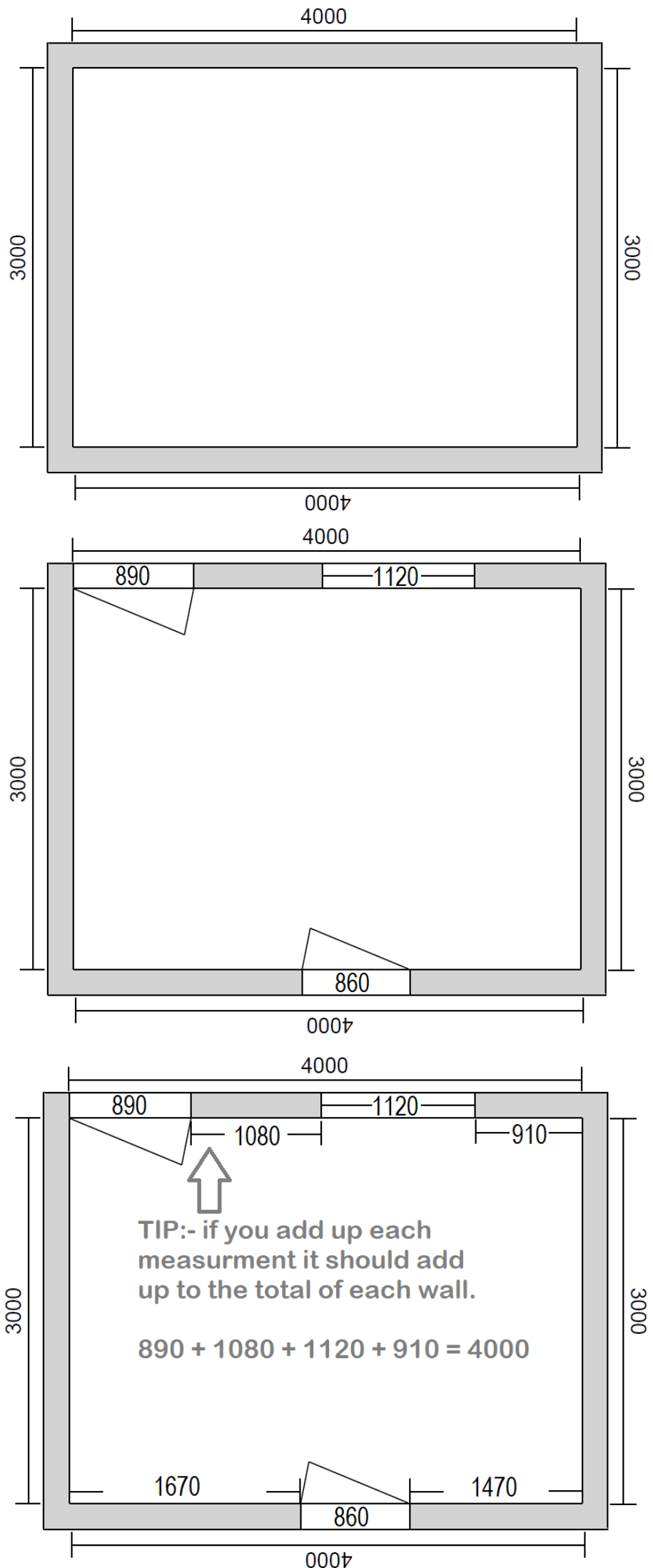
### Doors & windows

When measuring your doors and windows include any frames to the measurement. Think about window coverings. Add a note if blinds or curtains are wider than your windows.

## 4)

### Other sizes and information.

Also add the distance between each door or window on each wall. Also add the following:-  
Ceiling height  
Window cill height  
Location of meters or stop tap.








## STEP2 - FINALISING YOUR DESIGN & QUOTE.


The easiest way to finalise your design and quote is by making an appointment to visit your nearest showroom. We can also offer a



### SHOWROOM VISIT



The best way to finalise your design and quote is to make an appointment to visit our showroom. All our showrooms have an extensive range of displays, this allows our customers to see all the options available, and make choices on colours, appliances, sinks and taps in the flesh rather than from pictures or brochures. Once you are happy with both your design and choices, we can give you a fully itemised quote. We encourage to take your quote away with you and digest all the information. You will need to make another appointment if you wish to place your order.




### VIRTUAL APPOINTMENT

If you prefer, we can present and finalise your design by video call. We have access to all the main video calling Applications. We also have a 3D viewer app that you can download on your mobile phone. This allows to visualise your new kitchen standing from set points in your kitchen. The only disadvantage to finalising your design using this method is you don't get to see, touch and feel all our products in the flesh.



## STEP 3 - ORDERING YOUR NEW KITCHEN.

Arranging your delivery date & putting your new kitchen into production. We can also arrange your installation if required.



### OUR ORDER PROCESS

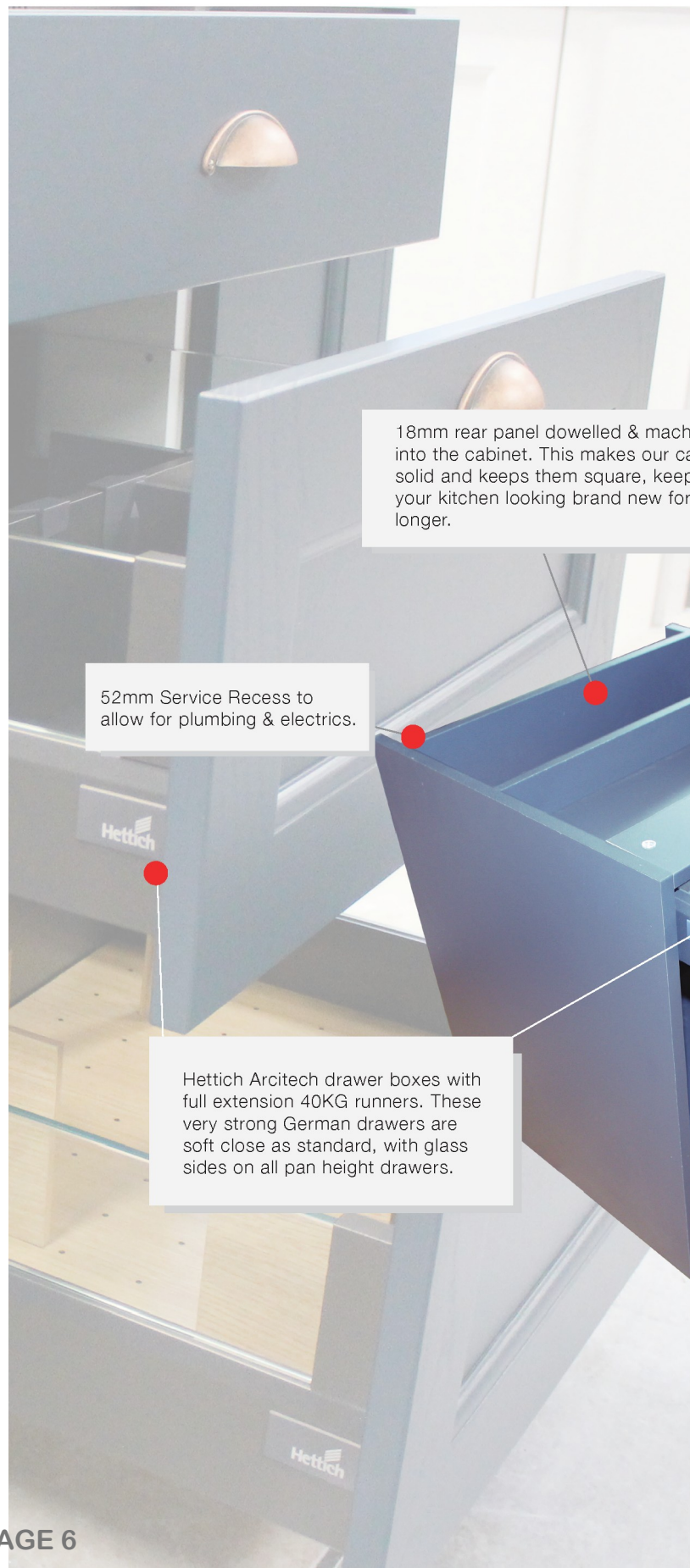
All our kitchens are made to order in your chosen colours and finishes, because of this we can only take orders on premises at any one of our showrooms. Once you have been through any changes you would like to make, we go through a rigorous order process. This ensures you have seen all the items on your order form, and are happy with them. Your designer will confirm every detail of your kitchen layout and confirm your delivery date, and organise your installation if required. Once your order is place we put your kitchen into production ready for your agreed delivery date. If you would like to find out more, please see OUR STORY video, this shows what happens from coming through our door on your first visit, to a kitchen being delivered to your home.



## OUR CABINETS:-

All our made to order cabinets are made in your choice of 30 different colours, to either match or contrast your door style. All our cabinets are ready assembled and have solid 18mm back panels. Glass sides come as standard on all PAN height drawer boxes.

### CABINET SPECIFICATION



18mm rear panel dowelled & machined into the cabinet. This makes our cabinets solid and keeps them square, keeping your kitchen looking brand new for much longer.

52mm Service Recess to allow for plumbing & electrics.

Hettich Arcitech drawer boxes with full extension 40KG runners. These very strong German drawers are soft close as standard, with glass sides on all pan height drawers.

Durable 1mm ABS edges colour matched to your chosen cabinet colour.

Our BESPOKE cabinets are made to order in your choice of 30 cabinet colours. You can choose your cabinet colour to either match or contrast against your chosen door style. Cabinets can be made to non-standard configurations to suit your requirements. All our cabinets come pre assembled, with the exception of L—shape corner base units and large wardrobes, as they will not fit through doorways.

All our cabinets are supplied fully assembled, and are made using EGGER furniture board.



Our cabinets are hand made in our factory in Sheffield. All our cabinets are bespoke and made to order in your choice of 30 colours, to either match, or contrast, your chosen door style.



**Hettich**

All our cabinets come complete with german HETTICH quick fit, clip on hinges, with soft close as standard.